





Early Childhood Education





K-2 and K-3

Pre-School Readiness Skills for 3 Year-Olds

Parents, begin practicing these readiness skills with your 3 year-old.



Development	Characteristics
<p>Fine Motor</p> 	<ul style="list-style-type: none"> ➤ String large beads together. ➤ Create a tower by stacking blocks one by one. ➤ Hold and use utensils properly. ➤ Paint pictures Begin to hold a crayon properly. ➤ Use 10 to 12 piece puzzles. ➤ Begin to trace large shapes (circles, squares and triangles). ➤ Paint pictures using a brush or fingers.
<p>Gross Motor</p> 	<ul style="list-style-type: none"> ➤ Running, jumping and climbing ➤ Bending and stretching ➤ Kick and bounce a ball. ➤ Walk backwards. ➤ Walk up and down stairs. ➤ Play games that involve jumping and balancing. ➤ Ride a tricycle (with helmet).

Development	Characteristics
<p>Social/Emotional</p> 	<ul style="list-style-type: none"> ➤ Begin talking with your child about school in a cheerful way. ➤ Begin to play games that involve waiting and taking turns. ➤ Short goodbyes with Mom and Dad. ➤ Share with others. ➤ Pay attention for short periods of time to adult-directed tasks. ➤ Recognize authority and consequences. ➤ Begin to control oneself.
<p>Self-Reliance (Independence)</p> 	<ul style="list-style-type: none"> ➤ Allow your child to walk into the classroom and put their belonging away. ➤ Begin to allow your child to manage their own bathroom needs (pulling clothes up and down, wiping, flushing and washing hands.) ➤ Begin to button shirts, pants and coats and zip up zippers. ➤ Follow two and three step directions. ➤ Allow your child to use their words to name objects and express their needs—not point. ➤ Allow your child to put their own clothing and toys away. ➤ Use good manners during meals and good manner words (please and thank-you).
<p>Spiritual</p> 	<ul style="list-style-type: none"> ➤ Attend church regularly with your child and go to Sunday School. ➤ Read Bible stories to your child. ➤ Pray as a family everyday, encourage your child to say the prayer. ➤ Be a role model—Let your child see you praying and reading your Bible. ➤ Explain to your child what sin is and what consequences are---“Sin is anything we say, anything we do, or anything we think that makes God sad.” ➤ Talk to them about Jesus living in their heart. ➤ Sing Bible songs with your child.
<p>Cognitive</p> 	<ul style="list-style-type: none"> ➤ Read to your child everyday. ➤ Take a trip to your local library/bookstore and allow your child to select age- appropriate books. ➤ After you read the story – let your child point to the pictures and tell you the story. Talk about concepts such as up, down, in, out, behind, in front, over and under.

Development	Characteristics
	<ul style="list-style-type: none"><li data-bbox="670 237 1442 302">➤ Expand their vocabulary—name and describe everything! Make up a song spelling their name.<li data-bbox="670 306 1398 371">➤ Play parts of the body and object naming games during your drive time and while you are out and about.<li data-bbox="670 375 1435 441">➤ Point out colors, shapes, letters, numbers and three letter words to your child.<li data-bbox="670 445 1409 510">➤ Count and sort items by color, size, and shape with your child.